



SAFE RELIABLE ACCESS

Kee Pallet Gate



- EASILY INSTALLED ON SITE WITHOUT ANY WELDING
- CAN BE SECURED TO NEW AND EXISTING STRUCTURES AND RAILINGS
- COMPLIES WITH NORTH AMERICAN STANDARDS
- SUPPLIED IN A RANGE OF SIZES IN GALVANIZED OR ALUMINUM



CSI 077200
August, 2016

Independently tested to
OSHA Standard
Ontario OHS Act
Meets ANSI Standards

Pallet Safety Gates for Mezzanines

Moving pallets between levels is often a necessity for saving space in the workplace. In such instances it is important to maintain safe working standards and practices.

KEE PALLET GATES provide permanent hazard protection when moving goods between different working levels. The Pallet Gate can provide protection for any opening where material and pallet access is required.

In cases where guardrail is already present the pallet gates have been designed to provide a “retro-fit” solution ensuring that the pallet gate works in conjunction with your existing railing rather than starting from scratch.

Securing the KEE PALLET GATE to the supporting structure is simple using the KEE KLAMP fittings to directly attach to existing railing or using a mechanical or chemical anchor to secure to a masonry or concrete structure.

The KEE PALLET GATE has been designed to accommodate openings up to 8 feet wide and accommodate a 9 foot depth. The bearings along the pallet gate rails allow a smooth pivot action ensuring a balanced and positive open and close action.

Securing the KEE PALLET GATE to the supporting structure is simple using KEE KLAMP components which are directly fixed to the existing guardrail or mechanically/chemical fixed to the masonry or concrete structure.



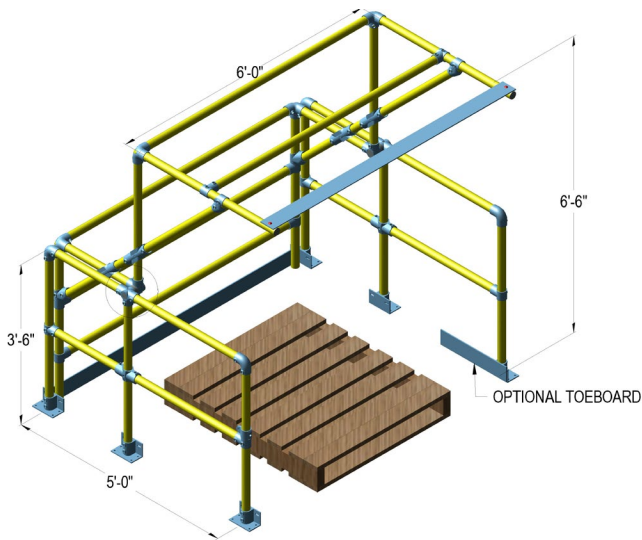
Features and Benefits

- Constructed from Kee Safety’s range of galvanized steel or aluminum fittings
- Available in four configurations to accommodate 1-4 pallets
- Tested to North American standards
- Balanced pivot action allows for single operator to use
- Easily adjusted on site for precise alignment
- Durable, long lasting, and corrosion resistant fittings maximize the life of the system
- Customized to fit your specific workplace requirements
- System meets or exceeds all relevant testing standards providing an OSHA approved solution
- Avoids disrupting work-flow
- Will integrate into existing guardrails

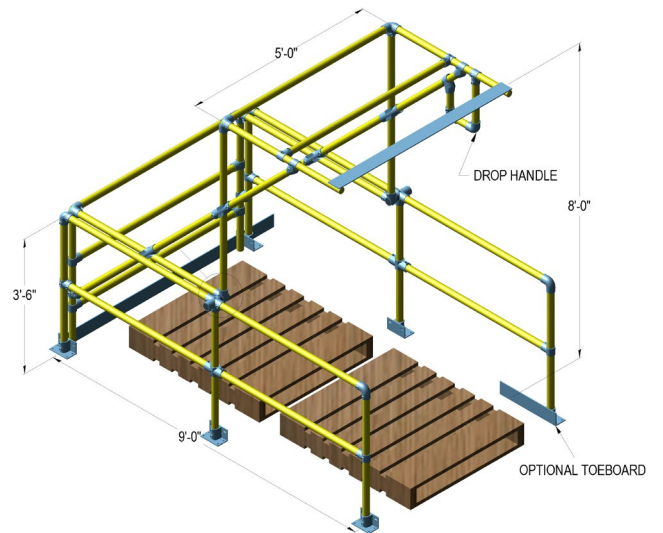
Four Configurations

The KEE PALLET GATE is available in four configurations. The standard size provides excellent load width and depth while also offering 6'6" of head clearance. In addition to the standard size, Kee Safety offer three alternate configurations to provide flexibility whether you require extra width, depth or a combination of both, all while providing the same 6'6" head clearance. All four configurations can be built from either aluminum KEE LITE or galvanized steel KEE KLAMP components with optional toe-board mounted on all sides for added safety. Custom sizes and configurations are available upon request, contact Kee Safety for further information.

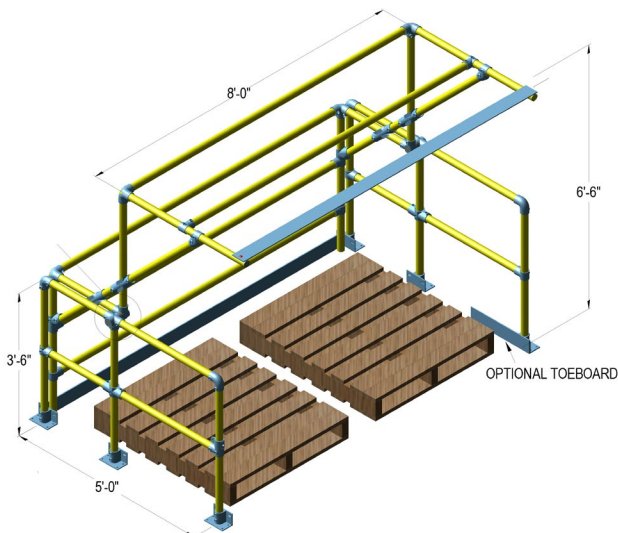
Standard Size: 6' x 5'



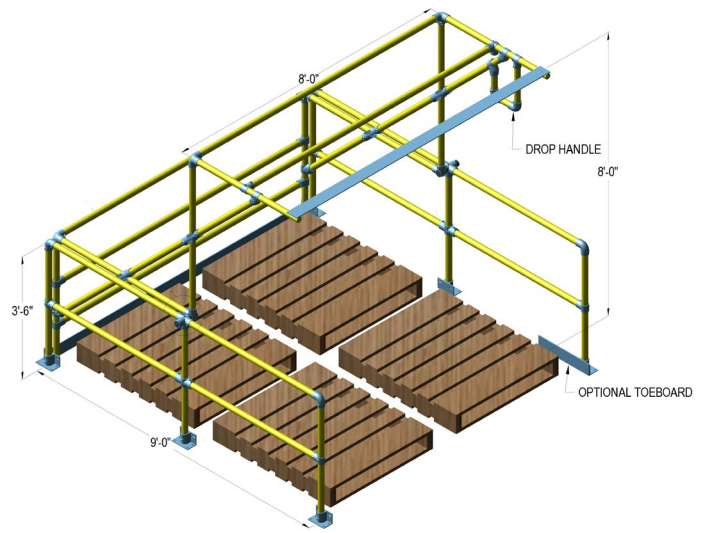
Double Depth 5' x 9'



Double Width: 8' x 5'



Full Size: 8' x 9'



Hierarchy of Fall Protection

The Hierarchy of Fall Protection distinguishes the different ways to address risk. Top priority is always to eliminate the risk entirely. When that is not possible, there are three types of options for mitigating risk. Kee Pallet Gate is a Level 2 solution; “Collective” This option can be implemented when level 1 is not viable.



Level 1: Elimination of Hazards

The first level and preferred solution to all fall hazards is elimination. This means looking at procedure, practice, or location and designing out the risk where possible. This level is best applied as a part of the planning and building phase.



Level 2: Collective

The second level is collective. Barriers and guardrails are the most common example of passive system. The benefit of this higher quality of fall protection is that user competency and training requirements are low.

Product Example: KeeGuard,



Level 3: Fall Restraint

The third level is fall restraint. A restraint system is engineered to prevent a fall from occurring in the first place. Fall restraint is always preferred over fall arrest and will eliminate the possibility of a fall.

Product Example: WeightAnka



Level 4: Fall Arrest

The fourth level is fall arrest. An arrest system is engineered so a fall is possible but the fall is arrested within acceptable force and fall distance. Levels 1-3 focus on preventing a fall. Fall Arrest's purpose is to save the worker's life in the event of a fall. Additional training and a high level of user competency is required for fall arrest applications.

Product Example: KeeLine



USA

Kee Safety, Inc.
100 Stradtman Street
Buffalo, NY 14206
Tel: (716) 896 4949
Fax: (716) 896 5696
Toll Free: (800) 851 5181

Email: info@keesafety.com
www.keesafety.com

Canada

Kee Safety Ltd.
40 North Rivermede Road, Units 6 - 7
Concord, Ontario L4K 2H3
Tel: (905) 669 1494
Fax: (905) 669 4347
Toll Free: (877) 505 5003

Email: info@keesafety.com
www.keesafety.ca